



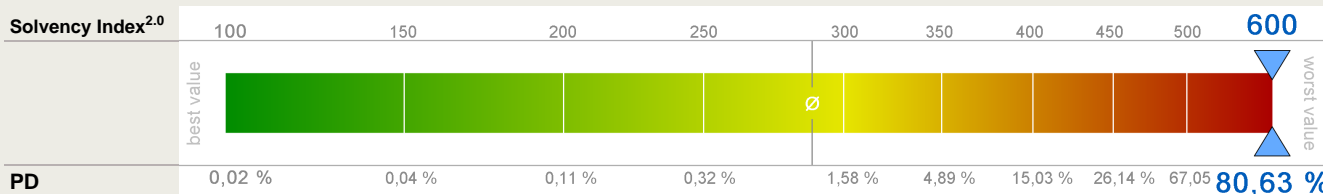
**Max Mustermann Negativ Gm...** Crefo number 3452000532

**Company identification**

Max Mustermann Negativ GmbH Musterstrasse 12a 99425 Weimar Germany	Phone +49 222 1234-0 Fax +49 222 1234-56 E-Mail info@mustermann-negativ.de Internet www.mustermann-negativ.de Mobile +49 172 1234567
---	--

Crefo number 3452000532 Trade name TuNichtGut Company status active	County Court Weimar HRB 12345 Fiscal number 555/1234/1333 VAT N° DE 123456789
---	---


**Solvency**



**The company will not fail with a probability of 19,37 %.**  
 The solvency index and the corresponding PD (Probability of Default) show the assessment of the probability that a debtor defaults within one year according to Basel II-criteria. Applied to Creditreform the Solvency Index 500 and 600 is considered as default.

**Payment behaviour and Credit Opinion**

<b>Payment behaviour</b>	Negative facts	(60)
<b>Credit opinion</b>	Credits are rejected. Business connections are not recommended.	(61)
<b>Credit limit in EUR</b>	- not applicable -	

 **Information on at least one negative fact on file!**  
 (Detailed information can be found in the chapter payment information and assessment of business connections)

**Structural data**

**Legal form**  
 Private limited company

**Foundation**  
 16.05.1985 as Commercial enterprise  
 Company age: 37 years

**Trade register**  
 AG 99423 Weimar, HRB 12345  
 last published entry on 19.06.2017 (Capital decrease)





<b>Max Mustermann Negativ Gm...</b>	<b>Crefo number</b> 3452000532
-------------------------------------	--------------------------------

**History**

Date	Reason	Change
10.12.1995	Change of legal form	Change to: GmbH, AG 99423 Weimar, HRB 12345
25.03.2012	Merger	Amalgamation as absorbing company Known contractual partners: 3452000720 Muster verschmolzene GmbH 41460 Neuss, Hammfelddamm 13
19.06.2017	Capital decrease	
19.12.2018	Change of name	previous company name: Max Mustermann Positiv GmbH

**Shareholders and Capital**

Crefo number	Name / Address / Status	Participating since	Share
<b>Shareholder</b>			
5332000121	Max Mustermann, born 30.05.1941 12345 Musterstadt, Musterstr. 99a  Information on insolvency proceedings at disposal. The period of good conduct started on 12.01.2021.	10.12.1995	70.000 EUR
5332000122	Georg Gründer, born 03.03.1956 58097 Hagen, Saarstr. 1  Information on insolvency proceedings at disposal. Discharge of residual debt was granted on 14.03.2020.	10.12.1995	70.000 EUR
<b>share capital</b>			<b>140.000 EUR</b>

**Management and power of representation**

Crefo number	Name / Address / Status	Participating since	Power of representation
<b>Manager</b>			
5332000122	<b>Managing director</b> Georg Gründer, born 03.03.1956 58097 Hagen, Saarstr. 1  Information on insolvency proceedings at disposal. Discharge of residual debt was granted on 14.03.2020.	10.12.1995	sole power of representation
<b>Proxy</b>			
3452000594	<b>Main focus of tasks: Marketing</b> Mark Design, born 01.01.1950, Marketingmanager 99423 Weimar, Hauptstr. 3	06.12.2012	sole power of attorney

**Locations**

Location	Address	Phone
<b>Branch office</b>		
	12346 Musterhausen, Musterstrasse 23	
<b>Business premises</b>		
	45678 Musterhausen, Musterweg 3a	

**Participations**

You may download a graphical report with information on participants and participations of the company under family tree.



<b>Max Mustermann Negativ Gm...</b>	<b>Crefo number</b> 3452000532
-------------------------------------	--------------------------------

**Participations of the company**

Crefo number	Name / Address / Status	Subscribed capital	
		Participating since	Share
<b>General partner</b>			
4032005093	Musterbau GmbH & Co KG 12345 Musterstadt, Musterstr. 51	30.08.2013	

**Participations and functions of: Max Mustermann, 5332000121**

Crefo number	Name / Address / Status	Participating since	Share
4032005149	Max Mustermann GmbH 99423 Weimar, Musterstraße 1234a	10.12.1995	70.000 EUR
	Shareholder		
	Manager	10.12.1995	
	4112005285	Muster Company Ltd. 12345 Mustertown, Musterstrasse 246 * winding-up procedures *	21.09.2009
4032005902	Max Mustermann GmbH 46399 Bocholt, Musterstraße 1234	10.12.1995	70.000 EUR
	Shareholder		
	Manager	10.12.1995	

**Participations and functions of: Georg Gründer, 5332000122**

Crefo number	Name / Address / Status	Participating since	Share
4030012638	Werbeagentur G & M 46325 Brassel, Schulstr. 1 * dissolved *	21.08.2014	15.000 EUR
	Shareholder		
	<b>Information on insolvency proceedings at disposal.</b>		
5270161926	Hügel GmbH 41468 Neuss, Falkenaustraße 1		
	Manager		
	<b>There are entries in the debtors' register.</b>		
4032005149	Max Mustermann GmbH 99423 Weimar, Musterstraße 1234a	10.12.1995	35.000 EUR
	Shareholder		
3452000453	Max Mustermann GmbH 99425 Weimar, Musterstraße 13b	10.12.1995	70.000 EUR
		31.07.2022	
	Manager	10.12.1995	
		31.07.2022	



**Business activity**

**Registered business objective**

Durchführung von Hoch- und Tiefbauarbeiten, Erstellung von schlüsselfertigen Wohn-, Gewerbe- und Industriebauten als Generalunternehmer sowie Handel mit Baustoffen.

**Actual activity**

Generalunternehmer für Industriebauten und Handel mit Baufahrzeugen.

**Classification of the industrial sectors, Edition 2008**

WZ 2008	Description	Weighting	PD
41.20.1	Construction of residential and non-residential buildings (except prefabricated constructions)	50 %	1,26 %
46.73.4	Wholesale of construction materials and mineral construction elements	30 %	0,90 %
42.99	Construction of other civil engineering projects n.e.c.	20 %	2,09 %

The PD (Probability of Default) of 1,26 % describes a low default risk of companies in this industry sector. Up to 1,50 % we describe the risk as low, over 3,00 % it is rated as high.  
 The average over all industry sectors in Germany amounts to 1,06 %. (as of: June 2022)

**Products**

Muster-Produkt-Eins, Muster-Produkt-Zwei

**Brands**

Muster-Prima, Muster-Super, Muster-Marke

**distribution channels**

Freiberufliche Vertriebsmitarbeiter

**Certification**

ISO 9001

**Business figures**

**Staff and Annual Sales**

Staff	Fiscal year				
	2021	2020	2019	2018	2017
Total	20	21	22	22	25

as well as family members

Kind of annual sales	Fiscal year				
	2021	2020	2019	2018	2017
Annual sales	2.648.062 EUR	2.648.234 EUR	2.650.175 EUR	2.650.201 EUR	2.845.025 EUR


**Import / Export**

	Import	Export
<b>Rate</b>	30 %	5 %
<b>Countries</b>	Frankreich, Österreich	China, Indien

**Real Estate**

Type of real estate	Address	Market value	Mortgage
<b>Business premises</b>			
	12345 Musterstadt, Musterstr. 123	180.000 EUR	
<b>Vacant land</b>			
	23456 Musterdorf, Musterweg 20	200.000 EUR	

**Verification of information on real estate property not possible for lack of insight into land register files.**

**Company balance sheet**
**Note**


Please note that the balance sheet shown differs from the published balance sheet as it has been transferred into a structural balance sheet (analytical balance sheet) for evaluation purposes. The reason for this is that, from an analytical point of view, the options provided by law and the lawful accounting measures used by the company do not reflect the actual success of the period in the business sense and thus do not adequately portray the actual net assets, financial position and earnings of the company. For this reason certain balance sheet items are split, reclassified or regrouped.

**Balance sheet**

Balance sheet category	small	small
Accounting	HGB	HGB
Reporting period	01.01.2018 - 31.12.2018	01.01.2017 - 31.12.2017
Structured assets	in EUR	in EUR
<b>Adjusted balance sheet total (Assets)</b>	<b>8.710.518,08</b>	<b>11.005.243,88</b>
<b>Total fixed assets</b>	<b>8.034.334,85</b>	<b>10.640.212,42</b>
<i>Adjusted intangible assets</i>	17.241,19	19.529,31
Concessions, industrial property rights, licenses	6.982,50	7.092,86
Other intangible assets	10.258,69	12.436,45
<i>Tangible assets</i>	8.017.093,66	10.620.683,11
Land, buildings	7.958.642,32	10.558.852,29
Equipment, furniture and fixtures	49.587,22	52.052,03
Advances paid, assets under construction	8.864,12	9.778,79
<b>Total current assets</b>	<b>676.183,23</b>	<b>365.031,46</b>
<i>Inventories</i>	537.821,18	
Finished and unfinished products and goods for resale	537.821,18	
<i>Monetary (short-term) current assets</i>	138.362,05	365.031,46
Accounts receivable with a remaining term of less than 1 year	12.487,69	15.058,78
Cash and cash equivalents	125.874,36	349.972,68
<b>Structured liabilities and shareholders funds</b>	<b>in EUR</b>	<b>in EUR</b>


**Max Mustermann Negativ Gm...** **Crefo number** 3452000532

<b>Adjusted balance sheet total (Liabilities)</b>	<b>8.710.518,08</b>	<b>11.005.243,88</b>
<b>Adjusted shareholders' funds</b>	<b>2.038.307,22</b>	<b>4.100.366,03</b>
<i>Nominal capital, capital account I</i>	1.158.996,25	1.403.632,14
<i>+ Revenue reserve / partnership reserves</i>	937.575,66	2.642.230,85
<i>+ Balance sheet profit / balance sheet loss</i>	-58.264,69	54.503,04
<b>Total borrowed capital</b>	<b>6.672.210,86</b>	<b>6.904.877,85</b>
<i>Short-term borrowed capital</i>	6.672.210,86	6.904.877,85
Provisions for taxes and other provisions	16.587,24	16.600,00
Bank debts with a remaining term of less than 1 year	6.105.869,36	5.544.857,25
Advance payments received with a remaining term of less than 1 year		72.621,08
Trade accounts payable with a remaining term of less than 1 year	254.362,87	109.037,52
Other liabilities and tax liabilities with a remaining term of less than 1 year	295.391,39	1.161.762,00
<b>Balance sheet profit/balance sheet loss</b>	<b>-58.264,69</b>	<b>54.503,04</b>

**Balance sheet ratios**

Reporting period	01.01.2018 - 31.12.2018	01.01.2017 - 31.12.2017
<b>Asset structure</b>		
<b>Fixed to total assets ratio (%)</b>	<b>92,23</b>	<b>96,68</b>
<b>Liquid asset ratio (%)</b>	<b>1,44</b>	<b>3,18</b>
<b>Capital structure</b>		
<b>Equity ratio (%)</b>	<b>23,40</b>	<b>37,25</b>
<b>Debt to equity ratio</b>	<b>3,27</b>	<b>1,68</b>
<b>Profitability</b>		
<b>Success rate (%)</b>	<b>-0,66</b>	<b>0,49</b>
<b>Liquidity</b>		
<b>Cash ratio (%) extended</b>	<b>1,88</b>	<b>5,06</b>

**Additional information**
**Bankers**

Name of the bank Town	Sort code SWIFT	Account number IBAN
Deutsche Bank AG 99423 Weimar	82070024 DEUTDEDB820	9021090210 DE61820700249021090210
Commerzbank AG 99423 Weimar	82040000 COBADEFF822	9021190211 DE87820400009021190211

**Payment information and assessment of business connections**
**Payment behaviour and Credit Opinion**

<b>Payment behaviour</b>	Negative facts	(60)
<b>Credit opinion</b>	Credits are rejected. Business connections are not recommended.	(61)
<b>Credit limit in EUR</b>	- not applicable -	



**Economical development**

<b>Company development</b>	Business development remains to be seen
<b>Order situation</b>	moderate course of business

**Negative facts**

<p><b>⚠ Business insolvency proceedings</b>                  on County Court 99423 Weimar, file number 145 IN 243/13</p>		
Petition for the opening of insolvency proceedings		15.11.2021
Order for sequestration		15.11.2021
Opening of insolvency proceedings		02.12.2021
Administrator:	Walter Verwalter Eckenerstr. 4 99423 Weimar	
Registration deadline:	Claims have to be lodged until the indicated date with Administrator	22.10.2022
Reporting date:	10:00 time, room E4 County Court 99423 Weimar	20.11.2022
Verification date:	10:00 time, room E4 County Court 99423 Weimar	22.12.2022

**Allocation of Creditreform solvency index<sup>2.0</sup> into the evaluation categories of the financial service providers**

Company	Risk class					
	PD-Range					
	I 0 % - 0,3 %	II 0,3 % - 0,7 %	III 0,7 % - 1,5 %	IV 1,5 % - 3,0 %	V 3,0 % - 8,0 %	VI 8,0 % - 100 %
Creditreform Bonitätsindex <sup>2.0</sup>	100 - 246	247 - 275	276 - 298	299 - 330	331 - 368	369 - 600
Creditreform Rating AG	AAA - BBB	BBB - BB+	BB+ - BB	BB - B+	B+ - B-	>= B-
Commerzbank	1,0 - 2,4	2,4 - 3,0	3,0 - 3,4	3,4 - 4,0	4,0 - 4,8	>= 4,8
Deutsche Bank	iAAA - iBBB	iBBB - iBB+	iBB+ - iBB-	iBB- - iB+	iB+ - iB-	>= iB-
HypoVereinsbank - UniCredit	1+ - 2	2 - 3	3 - 4	4 - 5	5 - 6	>= 6-
KfW Bankengruppe	BK1 - BK2	BK2 - BK3	BK3 - BK4	BK4 - BK6	BK6 - BK7	BK7
CredaRate Solutions GmbH	1 - 5	5 - 7	7 - 9	9 - 11	11 - 13	13 - 15
Sparkassen Finanzgruppe	1 - 4	4 - 6	6 - 8	8 - 10	10 - 12	>= 12
Postbank	pAAA - pBBB+	pBBB+ - pBBB-	pBBB- - pBB	pBB - pB+	pB+ - pB	>= pB-
Volksbanken Raiffeisenbanken	0+ - 1d	1e - 2a	2b - 2c	2d - 2e	3a - 3b	>= 3c
Standard & Poor's	AAA - BBB	BBB - BB+	BB+ - BB	BB - B+	B+ - B-	>= B-
Verband deutscher Bürgschaftsbanken	1 - 2	3	4	5 - 6	7 - 8	9 - 10

The evaluation of the enquired company is shown in the blue shaded section.

The PD (Probability of Default) shows the probability that a debtor defaults within one year according to Basel II-criteria. Applied to Creditreform the Solvency Index 500 and 600 is considered as default. Indication of the PD-Range from (incl.) to (excl.)